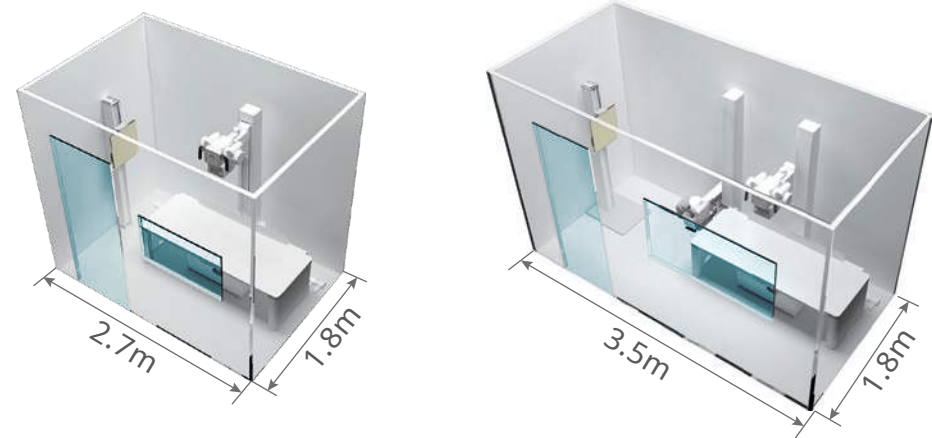


Fit for your Space

Compact Size

With the generator tucked under the examination table and no requirement for wall or ceiling supports, the DRGEM's Compact System requires a floor area of only 2.7m x 1.8m as the minimum space.



Wall Stand Options



Wall Support



Floor-Wall Mounted



Floor Base



Wall Bucky Stand

Tube Stand Options



4-way



6-way



Extended Floor Rail

Table Options



Acrylic Tabletop, Side Cover
* Table Height Options are Available

DRGEM

Your Best Healthcare

©DRGEM Corporation - All rights reserved.
Reproduction in whole or in part is prohibited without the written consent of the copyright-holder.

Specifications and features are subject to change without notice.
All changes will be in compliance with regulations governing manufacture of medical equipment.

Address

Head Office/R&D 7F,E-B/D Gwangmyeong Techno-Park, 60 Haan-ro, Gwangmyeong-si, Gyeonggi-do, Korea [14322]
Gumi Factory 116-59, Sanho-daero, Gumi-si, Gyeongsangbuk-do, Korea [39377]

Compact X-ray System

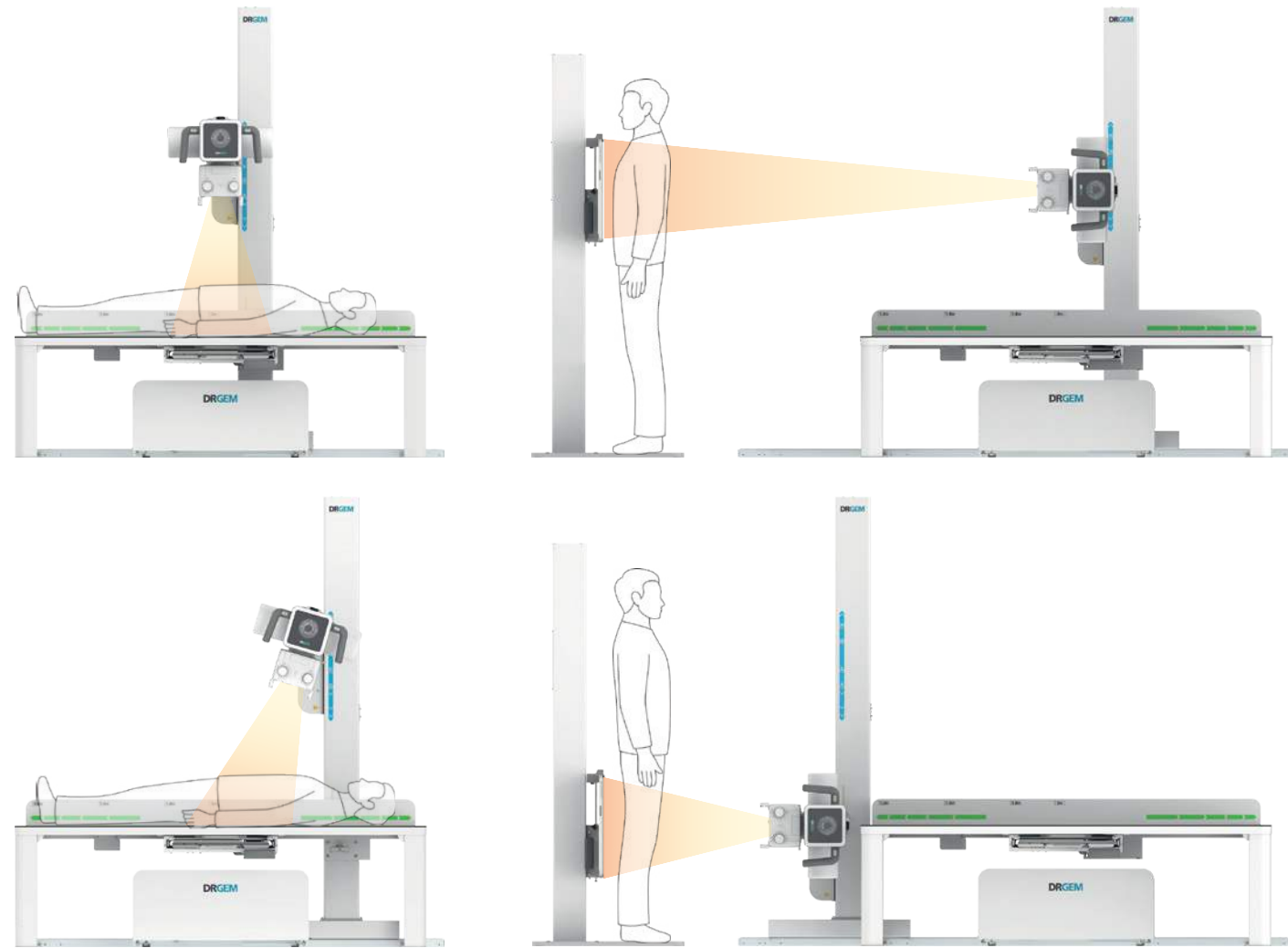
GXR-ES/ECS Series

*Fit for your Space,
Workflow and Budget*



Fit for your Workflow & Budget

Various Patient Positioning



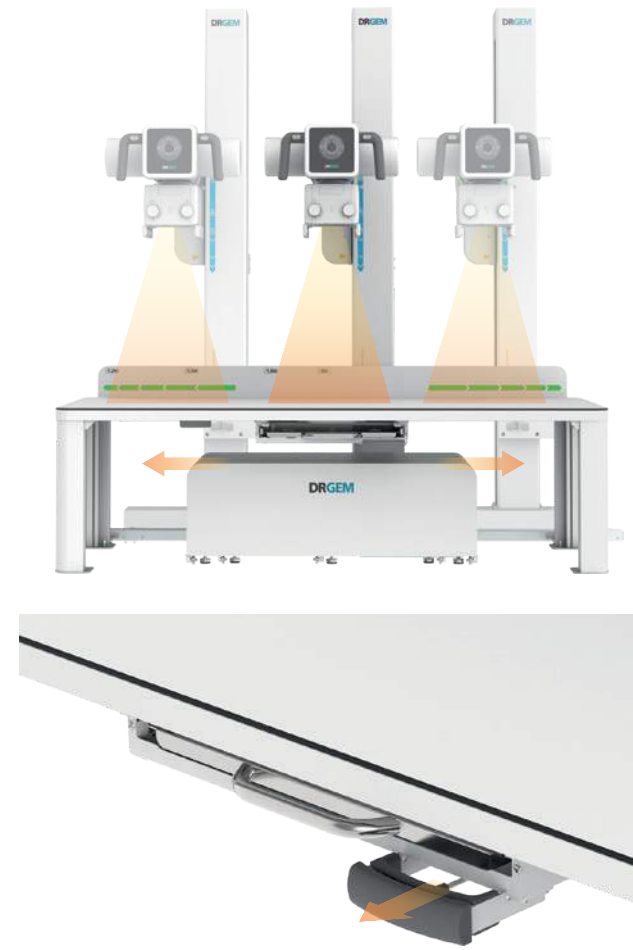
Wide Coverage for Orthopedic Diagnosis

Transverse tube movement provides wide positioning area



Bucky Auto Tracking

- The table Bucky is always centered on the X-ray tube focus through the linkage.
- Bucky Tracking can be easily enabled or released by simple operation for oblique examination.





Wall Stand with Counter Balance

Counter balanced detector holder and control handle supports light and easy operation for vertical positioning.



Removable Grid



Fully Integrated DR System with AcquiDR

- Full Integration with X-ray Generator
- Full Featured Imaging Software
- Excellent Digital Image Quality
- DICOM 3.0 Compliant



High Quality Diagnosis with Various Generator Lineup

Higher standard of Accuracy, Linearity, and Reproducibility

System Model	GXR-E20S	GXR-E25S	GXR-E32S	GXR-E40S
Generator Model	GXR-E20	GXR-E25	GXR-E32	GXR-E40
Power Rating	20kW	25kW	32kW	40kW
Line Power	200-240V~ ±10%, 50/60Hz			
kV Range	40 ~ 125kV, 1kV step			
mA Range	10 ~ 250mA	10 ~ 320mA	10 ~ 400mA	10 ~ 500mA
mAs Range	0.1 ~ 320mAs			

Save time and cost with Auto Calibration and Remote Diagnosis

